

SCHEDULE 1  
PRICING SCENARIO #1

Exterior Lighting Retrofit at PDX Maintenance Facility

Description

The lighting retrofit is being performed to reduce electricity usage. The lighting project consists of the replacement of existing sodium lamps with Light Emitting Diode (LED) lamps. See Pricing Scenario #1 Drawings and Details for detailed information about the existing lighting fixtures and the proposed LED replacement lamps.

Instructions

Supplier must provide all personal services classifications, billing rates, materials and equipment costs, for Pricing Scenario #1 below. Classifications and billing rates shall be consistent with the rates provided in Section 3.2.2.4 e of the RFP. Do not include labor costs associated with trade services or the construction installation portion of the Pricing Scenario. Cost Worksheet Pricing is provided for evaluation purposes only and shall not be construed as Supplier’s complete offer.

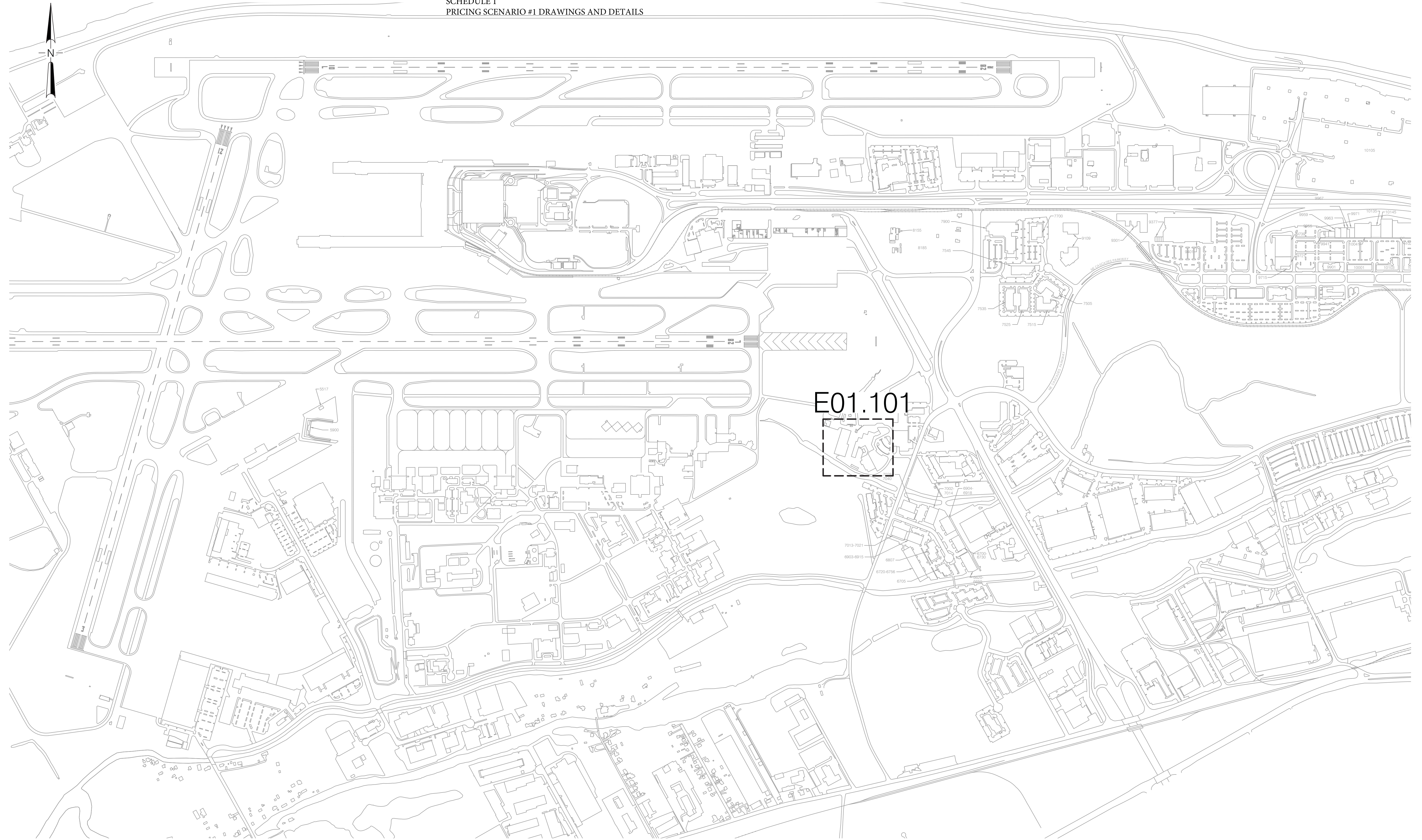
1. Personal Services Cost Worksheet			
Please provide a list of all personal services classifications required to execute an Energy Savings Performing Contract, including the billing rate and estimated number of hours.			
Position Classification	Billing Rate	Total Estimated Project Hours	Total Cost
	\$		\$
	\$		\$
	\$		\$
	\$		\$
	\$		\$
	\$		\$
	\$		\$
	\$		\$
	\$		\$
	\$		\$
	\$		\$
	\$		\$
	\$		\$
	\$		\$
	\$		\$
	\$		\$
	\$		\$
	\$		\$
	\$		\$
	\$		\$
	\$		\$
<b>Total Personal Services Costs</b>			\$

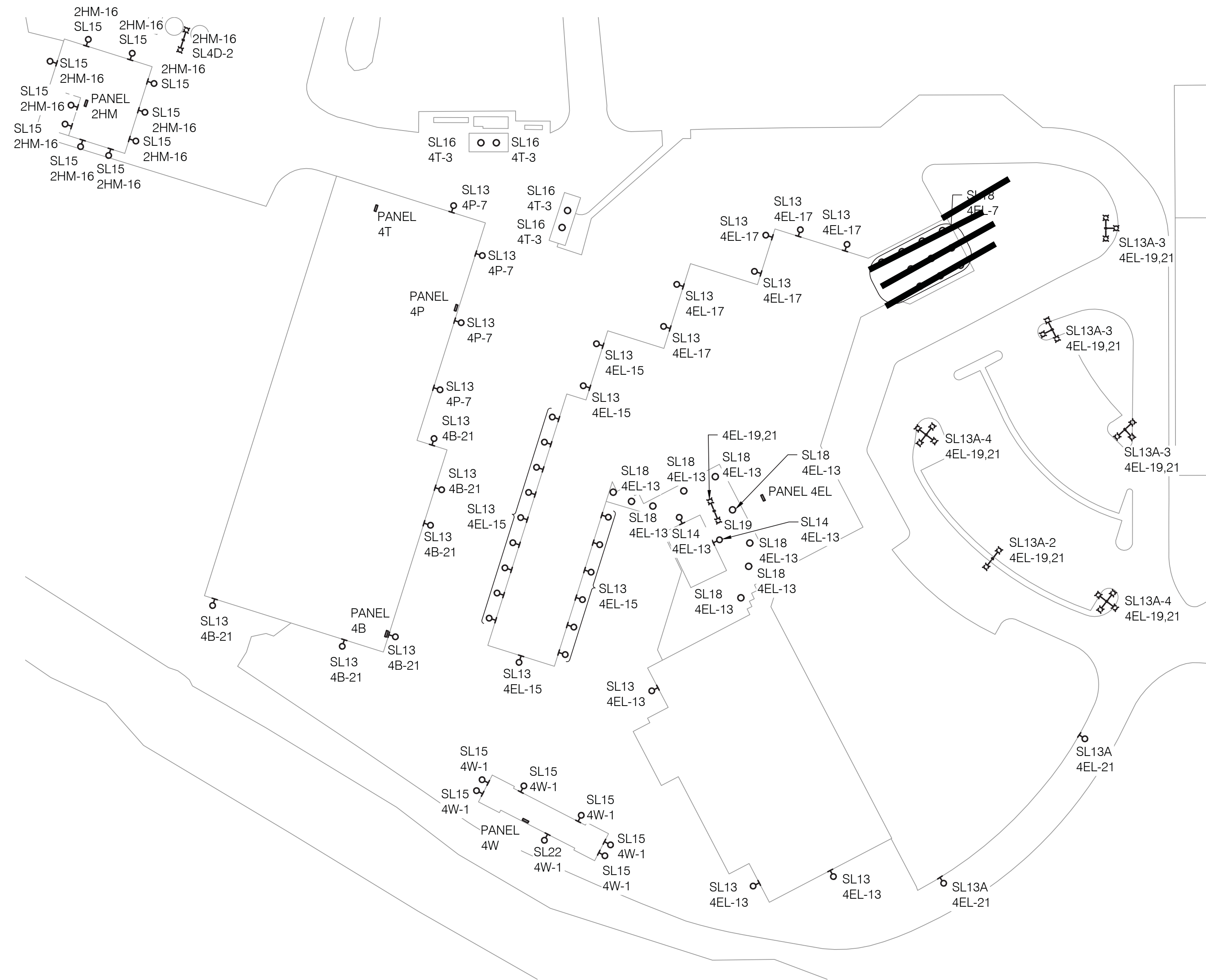
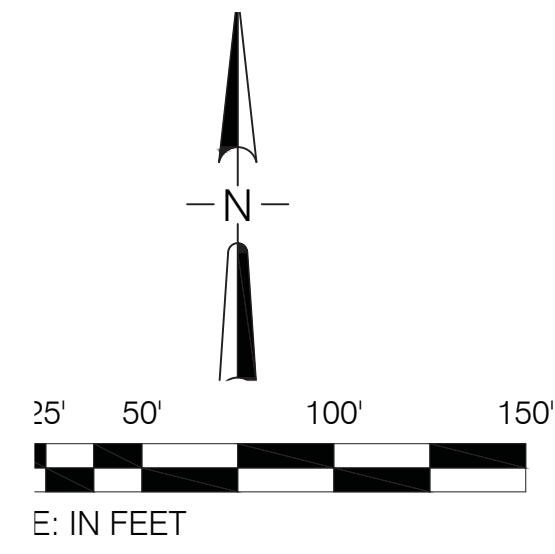
**2. Materials and Equipment Cost Worksheet**

Supplier shall provide pricing for all replacement materials and equipment as identified below. Pricing shall be consistent with manufacturer price lists and/or catalogs provided in Section 3.2.2.4 d of the RFP.

Description	Quantity	List Price	% Discount off List Price	US Communities Price
SL4D-2	1	\$		\$
SL13	37	\$		\$
SL13A	2	\$		\$
SL13A-2	1	\$		\$
SL13A-3	3	\$		\$
SL13A-4	2	\$		\$
SL14	2	\$		\$
SL15	16	\$		\$
SL16	4	\$		\$
SL18	9	\$		\$
SL19	2	\$		\$
SL22	1	\$		\$
<b>Total Materials and Equipment Cost:</b>				\$
<b>Total Cost (Personal Services and Materials/Equipment) for Pricing Scenario #1</b>				\$

SCHEDULE 1  
PRICING SCENARIO #1 DRAWINGS AND DETAILS





LUMINAIRE AND POLE SCHEDULE											
Fixture Quantity	LABEL	DESCRIPTION	LAMP	LAMP LUMENS	DISTRIBUTION	WATTS	CATALOG NUMBER	MANUFACTURER	MOUNTING	NOTES	Existing Technology
1	SL4D-2	(2) COBRA HEAD ROADWAY AND AREA POLE MOUNTED LED FIXTURE WITH PHOTOCONTROL	LED	39,932	TYPE III	356	ATB260BLEDE85 MVOLT R3 NL P7 WH PCSS	HOLOPHANE	MAST ARM		Pole- Mounted Cobra- head Fixture, High Pressure Sodium, 400W lamps
37	SL13	LED SHOEBOX FOR AREA AND PARKING WITH INTEGRAL OCCUPANCY SENSOR	LED, 4000K	17,191	TYPE III	112	OSQ A 3ME A 40K UL BZ ML + OSQ -DA	CREE	WALL		Pole- Mounted Shoebox Fixture, High Pressure Sodium, 250W lamp
2	SL13A	LED SHOEBOX FOR AREA AND PARKING WITH INTEGRAL OCCUPANCY SENSOR	LED, 4000K	17,191	TYPE III	112	OSQ A 3ME A 40K UL BZ ML + OSQ -DA	CREE	POLE		Pole- Mounted Shoebox Fixture, High Pressure Sodium, 250W lamp
1	SL13A-2	(2) LED SHOEBOX FOR AREA AND PARKING WITH INTEGRAL OCCUPANCY SENSOR	LED, 4000K	34,382	TYPE III	224	OSQ A 3ME A 40K UL BZ ML + OSQ -DA	CREE	POLE		Pole- Mounted Shoebox Fixture, High Pressure Sodium, 250W lamp
3	SL13A-3	(3) LED SHOEBOX FOR AREA AND PARKING WITH INTEGRAL OCCUPANCY SENSOR	LED, 4000K	51,573	TYPE III	336	OSQ A 3ME A 40K UL BZ ML + OSQ -AA	CREE	POLE		Pole- Mounted Shoebox Fixture, High Pressure Sodium, 250W lamp
2	SL13A-4	(4) LED SHOEBOX FOR AREA AND PARKING WITH INTEGRAL OCCUPANCY SENSOR	LED, 4000K	68,764	TYPE III	448	OSQ A 3ME A 40K UL BZ ML + OSQ -AA	CREE	POLE		Pole- Mounted Shoebox Fixture, High Pressure Sodium, 250W lamp
2	SL14	EXTERIOR LED WALL PACK	LED, 4000K	2,529	TYPE III	25	XSPW A 0 3 F G U Z	CREE	WALL		Exterior Wall Pack Fixture, High Pressure Sodium, 50W Lamp
16	SL15	EXTERIOR LED WALL PACK WITH INTEGRATED OCCUPANCY SENSOR	LED, 4000K	3,819	TYPE III	42	XSPW A 0 3 F C U Z K	CREE	WALL		Exterior Wall Pack Fixture, High Pressure Sodium, 150W Lamp
4	SL16	CEILING MOUNTED LED ACORN FIXTURE FOR HAZARDOUS LOCATIONS	LED, 4000K	11,242	TYPE V, LOW ANGLE	98	HPLED 42 700 4K AS UN G L5 55C GD	HOLOPHANE	SURFACE		Pole-Mounted Acorn Fixture, High Pressure Sodium, 150W lamp
9	SL18	HIGHBAY LED WITH INTEGRAL OCCUPANCY SENSOR	LED, 4000K	12,400		122	CPY250 A PD D B UL SV 40K ML	CREE	PENDANT		High bay Fixture, High Pressure Sodium, 250W lamp
2	SL19	LED WALLPACK	LED, 4000K	3,500		40	GKS 23 IP65 40W	GKS	WALL		Exterior Wall Pack Fixture, High Pressure Sodium, 150W Lamp
1	SL22	RE-LAMP JELLY JAR WITH SCREW-IN LED	A19 SOCKET	816		27	A19 27W 27K	GE	SCREW IN LAMP		Jar Fixture, Incandescent, 60W Lamp