

# KONE MONOSPACE® 500 EB

A FULL REPLACEMENT ELEVATOR SOLUTION FOR EXISTING BUILDINGS

The KONE MonoSpace 500 EB solution provides building owners and managers the opportunity to completely replace their existing elevators without extensive disruption to the building.

## IS IT TIME TO REPLACE YOUR ELEVATOR?

If your building's elevators are experiencing issues related to traffic flow, waiting times or reliability, it is time to consider replacing your elevators.


Replacing your existing hydraulic or traction elevators is an investment that pays off in the long run. It provides years of comfort and convenience for residents and tenants while adding value to your property.

Our turnkey full-replacement process helps keep your project on time and on budget. In addition, our process ensures any disruption to the building is minimized. Building occupants can continue to use the building while the work is ongoing and are well-informed throughout the process.

A modern elevator also means less unexpected downtime and more predictable maintenance and repair costs.

## WHY CHOOSE KONE MONOSPACE 500 EB?

The KONE MonoSpace® has a successful track record stretching back 20 years, with close to half a million installations around the world. It is a machine room-less solution, powered by our eco-efficient KONE EcoDisc® hoisting machine.




## KEY BENEFITS

- 1 **SPACE EFFICIENCY**  
With the machine in the hoistway and our Integrated Control Solution accessible from the top landing, the space previously needed for a dedicated machine room or control space can be allocated for more profitable uses.
- 2 **ENERGY EFFICIENCY**  
In addition to the efficient KONE EcoDisc hoisting machine, advanced standby solutions save energy by powering down the equipment when it's not in use.
- 3 **MINIMIZED DISRUPTION**  
The compact design fits inside existing hoistways, minimizing the need for modifications.
- 4 **REUSABLE ENTRANCES**  
KONE MonoSpace 500 EB reduces significant structural modifications by seamlessly interfacing with most existing hydraulic entrances.
- 5 **MODERN, CODE-COMPLIANT**  
Full replacement ensures safe, reliable operation while meeting all current safety codes. New, modern cab interiors provide a pleasant, inspiring ride for passengers.
- 6 **HIGH PERFORMANCE**  
Passengers enjoy smooth acceleration and deceleration, accurate leveling, and a quiet, comfortable ride.
- 7 **ELIMINATION OF OIL**  
The existing hydraulic cylinder is drained of all oil and capped, ensuring oil-free, environmentally friendly operation.
- 8 **IMPROVED PEOPLE FLOW**  
The KONE Polaris™ destination control system can improve convenience in your building while enhancing the appearance of your lobby.

# SUPPORT FOR EVERY PHASE

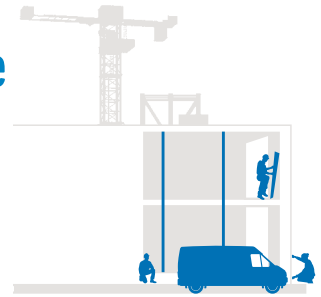
## In-depth design and planning services



KONE supports customers throughout the planning stage to ensure the proposed People Flow® solutions deliver maximum benefit.


- In-depth planning advice and traffic analysis services help customers specify the optimal solution for their building.
- KONE can provide energy consumption calculations for individual solutions.

## Efficient, safe installation processes

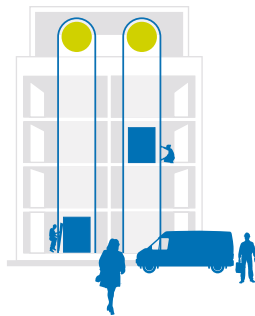


KONE's proven, cost-effective installation processes follow strict quality and safety guidelines, and are designed to ensure that equipment meets and exceeds customer expectations.

- Strict quality criteria at every phase ensure we get it right the first time, every time.
- Maximum site safety is ensured through continuous training, site audits and installation safety passports.
- Eco-efficient processes maximize waste recycling and minimize solvent use.



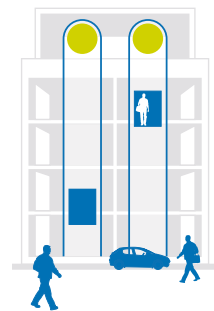
## Comprehensive modernization solutions



KONE's flexible modernization offering gives customers full control over the upgrade of all types of equipment, helping maximize return on investment and ensuring a lifetime of optimal operation.

- KONE delivers everything from small upgrades to full replacement of elevators, escalators, and doors.
- All solutions are designed to improve safety, accessibility, eco-efficiency, performance, aesthetics and add value to your building.

## Professional maintenance services



KONE's wide range of maintenance and monitoring solutions ensure safe and reliable People Flow through smart preventive service, professional advice and rapid response.

- The KONE Customer Care Center™ provides 24/7 access to service technicians, while KONE Modular Based Maintenance™ guarantees optimal service for all equipment.
- KONE's global spares center stocks over 150,000 parts and offers 24-hour delivery for the most commonly requested parts.

KONE  
kone.us